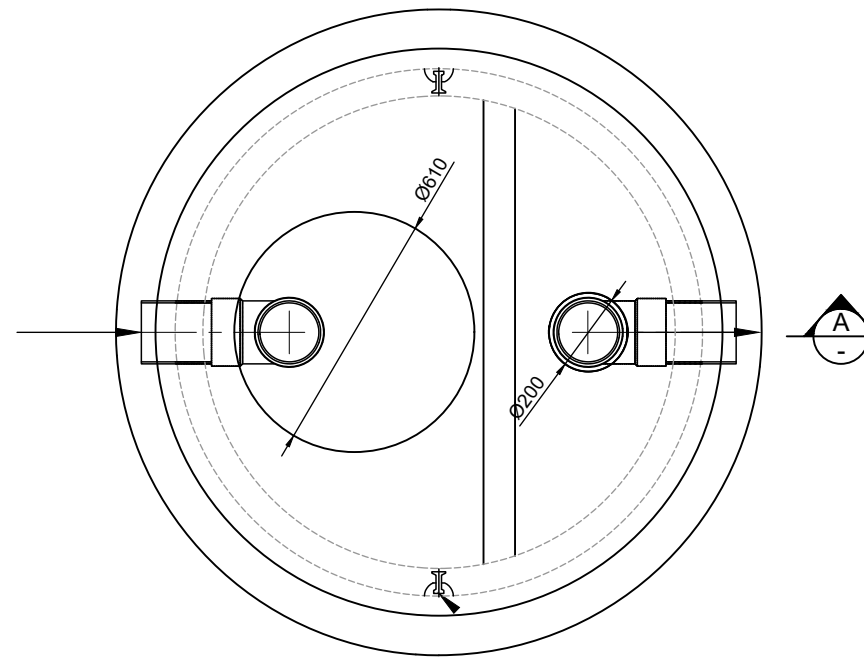
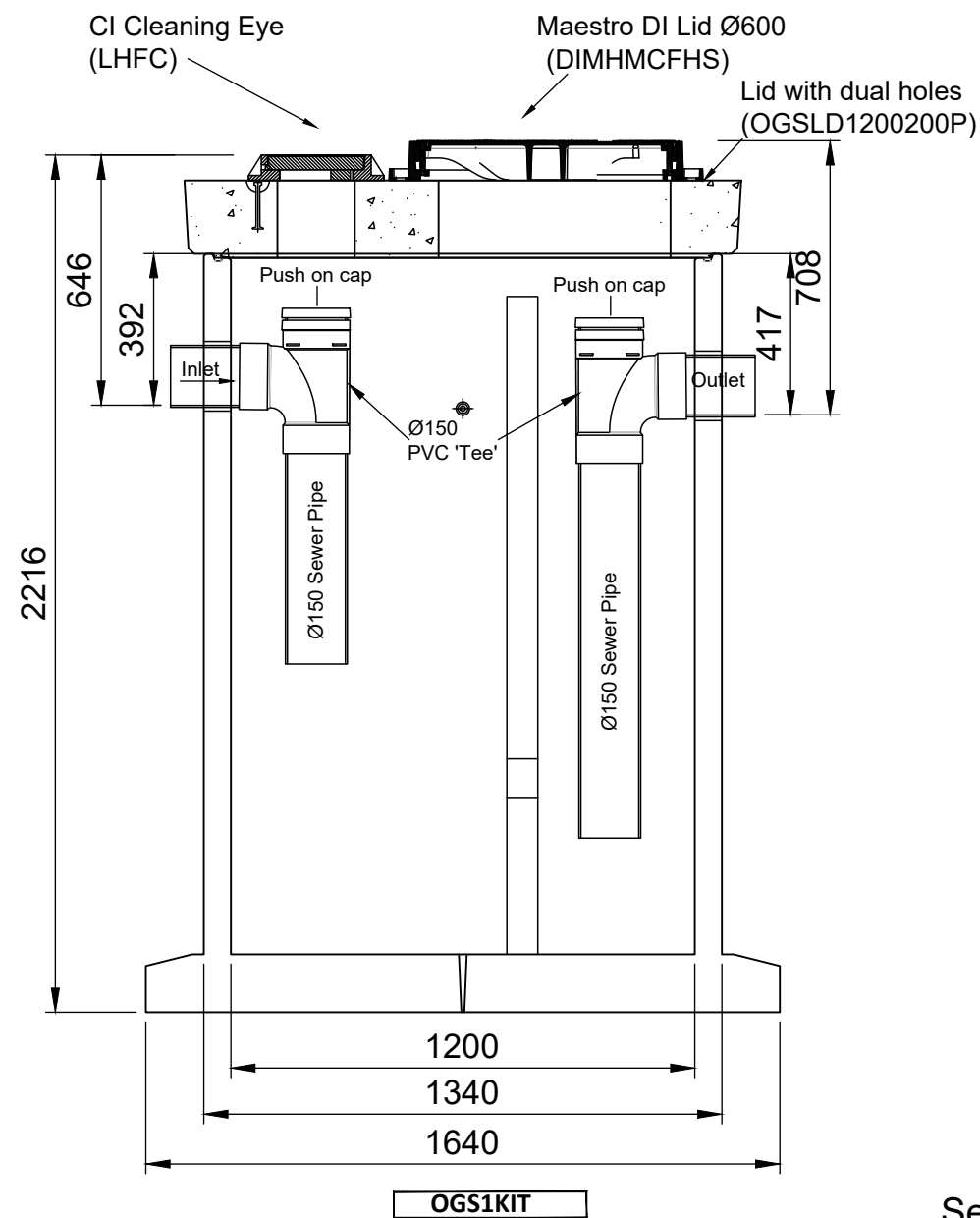


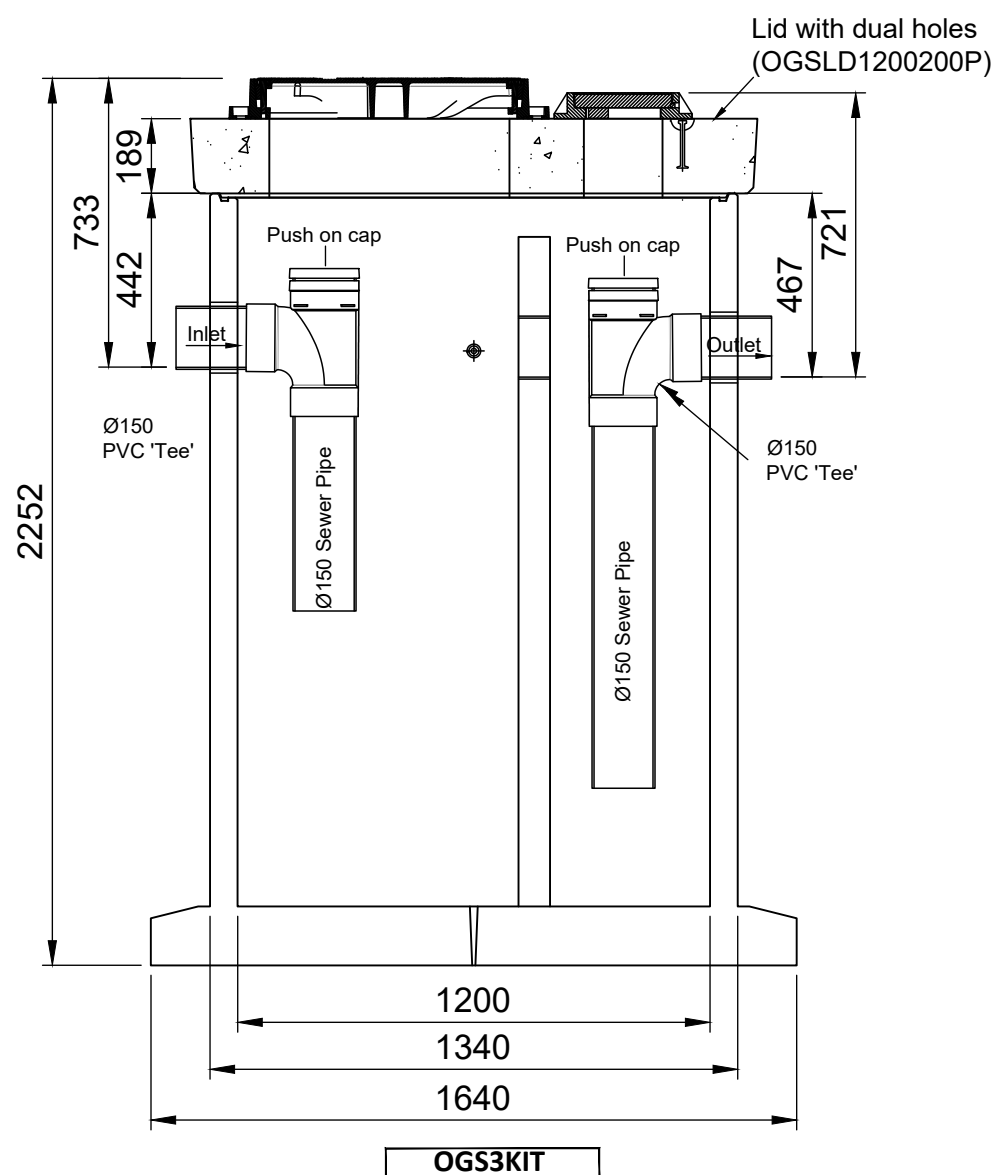
Plan
Scale 1:20



Plan
Scale 1:20



Section 'A-A'
Scale: 1:20



OGS3KIT

NOTES:

1. Designed for HD60 Vehicle Load
2. Finish: F3 as per NZS3114.

MATERIALS

VOL (m³/unit) =
WT (ton/unit) =
CODE = As Noted

REVISIONS

REV #	REVISION DESCRIPTION	DATE	DRAWN
1	Issued For Constuction	31 March 2020	GH
2	Addition Of Bend Schedule For Lid	09-12-21	RD.
3	Lid Opening Revised Bending Schedules Added - IFC	24 May 2023	Z.S
---	---	---	---
---	---	---	---
---	---	---	---

PO Box 58142, Botany, Auckland, 2163
Tel: 09-274 0316
Fax: 09-272 7485
email: technicalservices@hynds.co.nz



©2020 HYNDS PIPE SYSTEMS LTD
This drawing is the property of Hynds Pipe Systems Limited. Not to be disclosed to any other person without permission from Hynds Pipe Systems Limited. It is submitted for use only in connection with proposals and contracts of Hynds Pipe Systems Limited upon the express condition that it is not to be reproduced or copied in any form. Data to be used only with reference to products manufactured and supplied by Hynds Pipe Systems Limited.

ISO 9001 CERTIFIED MANAGEMENT SYSTEM

PROJECT DESCRIPTION:

Hynds Pipe Systems
-
Oil and Grit Interceptor system
Pinnacle Manhole Option

SERVICE DETAIL:

3000L Heavy Duty Kit - OGS1 & OGS3
Duel Flanged Base System
Pinnacle FB Manholes Ø1200 x 1800
General Arrangement

REFERENCE/QUOTE NUMBER:

DRAWN: GH	DESIGN: HJ	CHECKED: -
SIGNATURE:	SIGNATURE:	SIGNATURE:
SCALE: As Shown	Note: Do not scale drawing if in doubt ASK!!!	DATE: 14-Oct-2024
PAPER SIZE: A3		
DRAWING NUMBER: T7636 2	SHEET NUMBER: 2 of --	REVISION NUMBER: 3